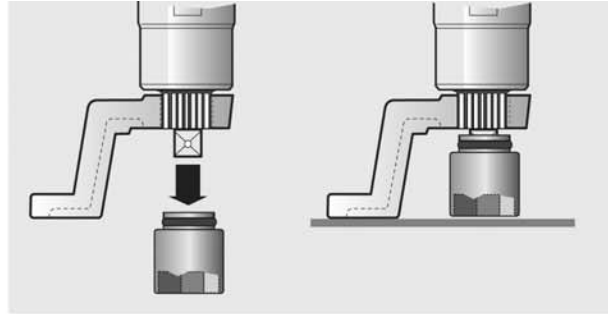
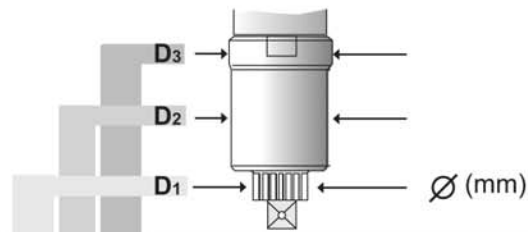
















Reaction Foot Drawing

Rev 1.0 (10/31/2011)



Reaction Foot



D1	D2	D3	DMA		Dimensions (mm)		Weight (kg)
					Y1	Y2	
41	85	88	10231		75	51	0.5
			10231		85	74	0.8
			10251		130	85	1.0
54	85	88	10252		130	85	1.5
			10253		110	83	2.4
72	98	98	10254		194	110	1.5
72	---	98	10234		120	85	3.0
			10255		123	85	4.4
72	---	148	10255		220	120	4.4
			10256		156	114	5.1
72	123	123	10256		220	120	5.1
			10257		170	123	6.7
91	173	173	10257		220	120	6.7
					174	123	

