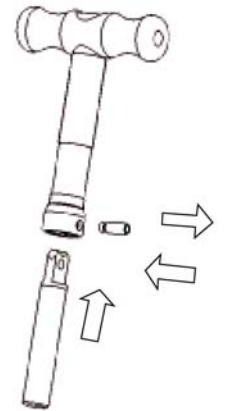


## WSTT (Weld Stud Test Tool) Operating Instructions

(Rev 2.0 10/7/11)

### Testing Weld Studs

1. The Weld Stud Test Tool is designed for use during the production of sheet metal products to test the strength and integrity of welds used to attach threaded studs to the sheet metal.
2. Attach the appropriate "End Fitting" for the weld stud.
3. Apply a straight pull of the WSTT wrench (no side load). When the wrench breaks-over and the weld stud is still attached then it passed. If the weld stud breaks off - then it failed.

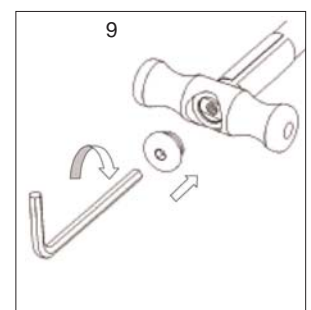
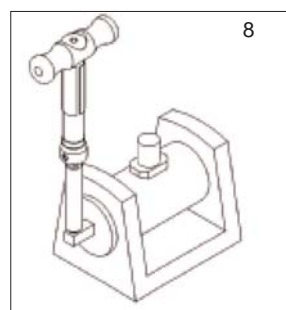
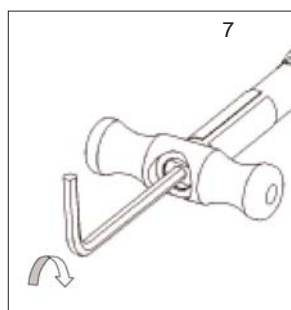
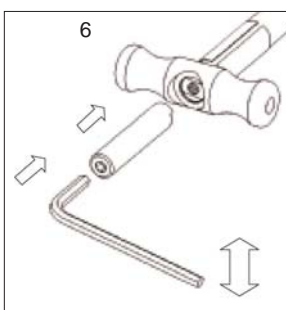
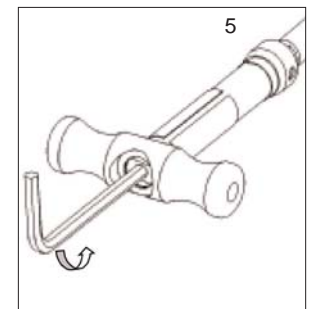
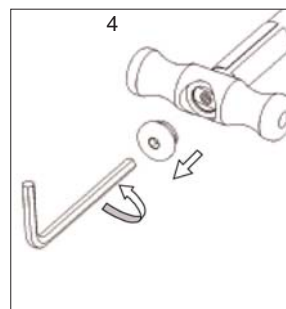
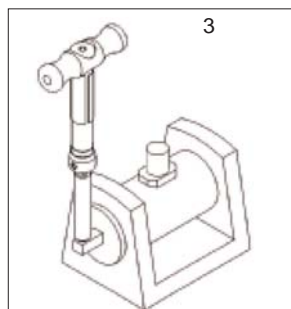
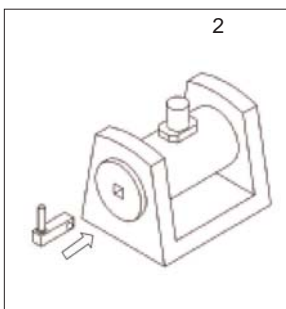
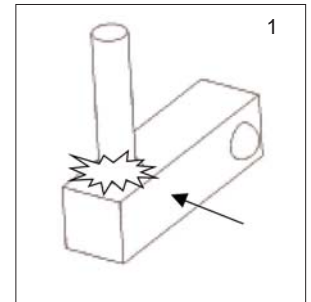


### Calibrating and Adjusting Torque Setting

1. Take the "Setting Adapter" (3/8 Square Drive) and weld a weld stud to it. Make sure to use the same size weld stud that the tool will be used on.
2. Select a torque analyzer or transducer that covers the torque range of the WSTT wrench. Insert setting adapter to the torque analyzer or transducer.
3. Connect WSTT to setting adapter. Apply a straight pull slowly until wrench breaks-over and note reading (no side load).
4. Adjust wrench to required torque setting. Remove end cap.
5. Use a hex key and unlock the setting.
6. Insert the adjusting key. Turn clockwise to increase torque and counter clockwise to decrease torque. Do not adjust torque above or below the recommended torque ranges.
7. Use a hex key and lock the setting.
8. Connect WSTT to setting adapter. Apply a straight pull slowly until wrench breaks-over and note reading (no side load).
9. Once the desired torque is set, tighten end cap back on.



Setting Adapter  
Item # 020572





## WSTT (Weld Stud Test Tool) Operating Instructions

(Rev 2.0 10/7/11)

### Mountz Calibration & Repair Services

Mountz Inc. features an experienced calibration and repair staff. Our trained technicians can calibrate and repair most any tool. Mountz provides rapid service with quality that you can trust as we offer three state-of-the-art calibration lab and repair facilities that can calibrate up to 20,000 lbf.ft.

With over 45 years of experience, Mountz's in-depth knowledge of torque is reflected in our tool's craftsmanship and our ability to provide solutions to both common and uncommon torque applications. We perform calibrations in accordance with ANSI/NCSL-Z540. Mountz is dedicated solely to the manufacturing, marketing and servicing of high quality torque tools.

Mountz is an ISO 9001 certified and ISO 17025 accredited company.

### Tool Service & Repair Capability

- Torque Wrench Calibration: Click Wrench, Dial Torque Wrench, Beam Wrench, Cam-Over & Break-Over Wrench
- Torque Screwdrivers: Dial, Micrometer, Preset & Adjustable
- Torque Analyzers/Sensors: All brands
- Electric Screwdrivers: All brands
- Air Tools: All brands  
Impact Wrenches, Drills, Pulse Tools, Grinders, Percussive Tools, Air Screwdrivers, Nutrunners, DC Controlled Nutrunners
- Torque Multipliers: All brands

### Mountz Torque Testers and Calibration Equipment

Torque tools go out of calibration with use. Calibrating a torque tool is a fine-tuning process of bringing the tool back within its tolerance. Torque testers can also be used for quick tools tests on the line or in the lab to determine whether torque tools are holding a given setting.

A regular torque tool calibration and re-calibration guarantees the operator repeatable accuracy and adherence to international standards. Torque testing also ensures torque equipment is operating to peak performance and can highlight potential tooling problems before they arise perhaps due to tool wear or broken components.

Controlling torque is essential for companies to ensure their product's quality, safety and reliability isn't compromised. The failure of a three-cent fastener that isn't properly tightened can lead to catastrophic or latent failures. Fasteners that are insufficiently torqued can vibrate loose and excessive torque can strip threaded fasteners. Using a quality torque tool has become increasingly important for many companies to ensure that proper torque is being applied and maintains gauge requirements associated with the ISO 9001 Quality Standard. Look for the Mountz hexagon logo - it's a stamp for quality tools, service and knowledge in the field of torque control.

### Mountz Service Locations

#### Eastern Service Center

19051 Underwood Rd.  
Foley, AL 36535  
Phone: (251) 943-4125  
Fax: (251) 943-4979

#### Western Service Center

1080 N.11th Street  
San Jose, CA 95112  
Phone: (408) 292-2214  
Fax: (408) 292-2733

#### Mexico Service Center

Mountz Mexico SA de CV Chihuahua  
Av. Cristobal Colon #15343  
Col. Paseos de Chihuahua  
Chihuahua, Chih. Mexico CP 31125  
Phone: (614) 481-0023  
Fax: (614) 481-0053

[www.mountztorque.com](http://www.mountztorque.com)  
[sales@mountztorque.com](mailto:sales@mountztorque.com)

Download a "Service Form" and include a copy when you send the tools in to be serviced.

Looking for fasteners?  
[www.mrrmetric.com](http://www.mrrmetric.com)

